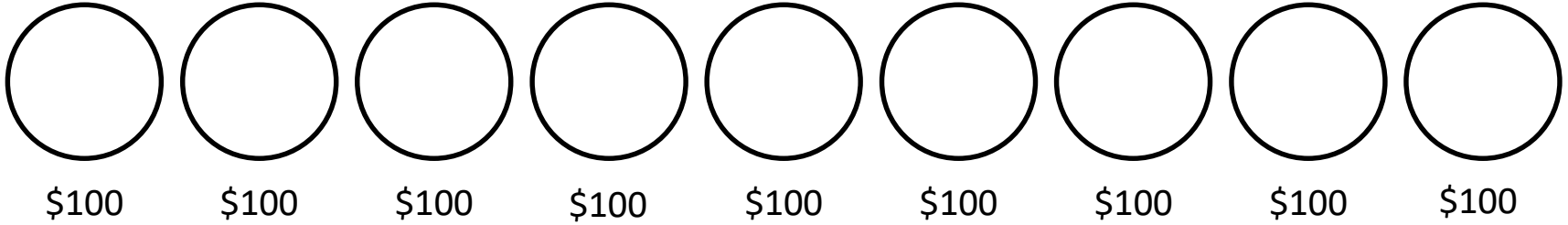


WEEK 1

Business Basics

Monthly Activity by Week

9 Faces



\$900

Recruits (2 to 3)



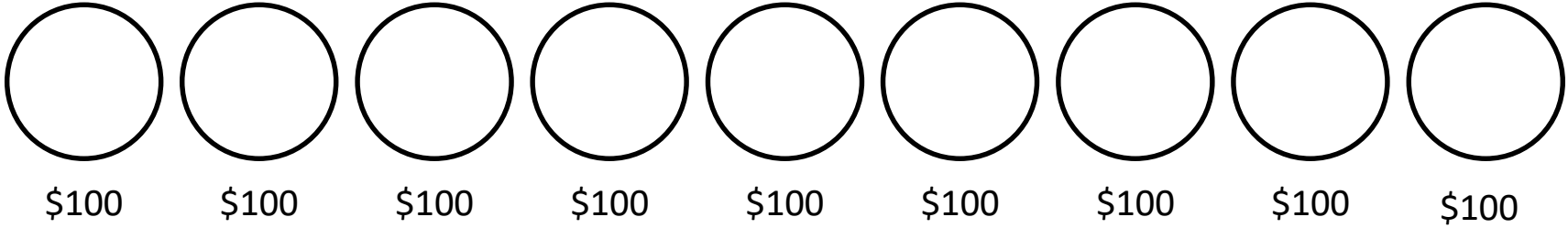
$$\begin{array}{ccccccc} \underline{3} & & + & & \underline{3} & & + & & \underline{3} \\ \text{Selling appointments} & & & & \text{\$300 in sales} & & & & \text{Interviews} \end{array}$$

WEEK 2

Business Basics

Monthly Activity by Week

9 Faces



\$900

Recruits (2 to 3)



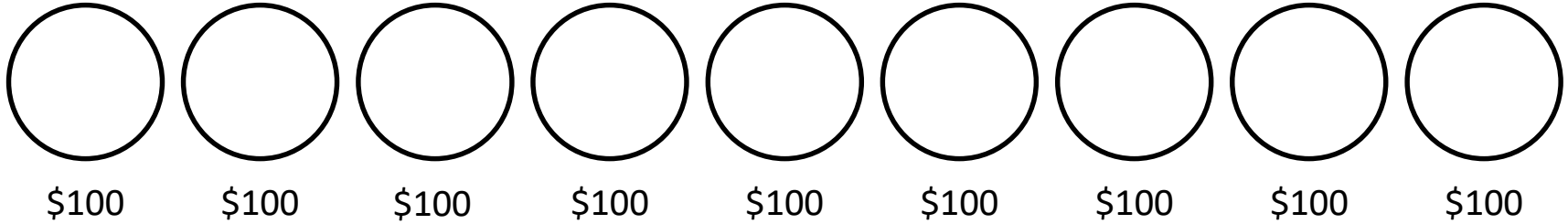
$$\begin{array}{ccccccc} \underline{3} & & + & & \underline{3} & & + & & \underline{3} \\ \text{Selling appointments} & & & & \text{\$300 in sales} & & & & \text{Interviews} \end{array}$$

WEEK 3

Business Basics

Monthly Activity by Week

9 Faces



\$900

Recruits (2 to 3)



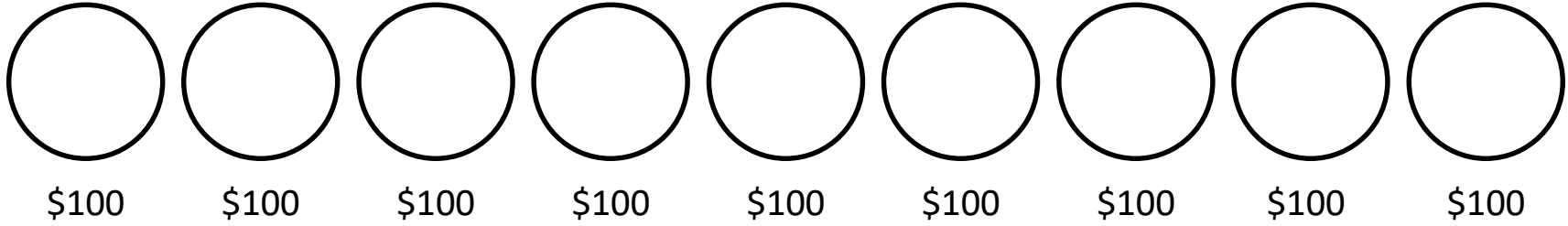
$$\begin{array}{ccccccc} \underline{3} & & + & & \underline{3} & & + & & \underline{3} \\ \text{Selling appointments} & & & & \text{\$300 in sales} & & & & \text{Interviews} \end{array}$$

WEEK 4

Business Basics

Monthly Activity by Week

9 Faces



\$900

Recruits (2 to 3)



$$\frac{3}{\text{Selling appointments}} + \frac{3}{\$300 \text{ in sales}} + \frac{3}{\text{Interviews}}$$

SUMMARY

Business Basics

Monthly Activity Summary

Faces

Week
1

Week
2

Week
3

Week
4

Total
Faces

Total
Sales

Recruits (8 to 12)

1

2

3

4

5

6

7

8

9

10

11

12

Total appointments

+

Total \$ in sales

+

Total Interviews